

# OGÍJARES: A NICE TOWN

(Aplicación de los conocimientos de inglés al estudio de la localidad)

Autora: **PURIFICACIÓN RUIZ LÓPEZ**



Ayuntamiento  
de Ogíjares

Inquietudes  
  
Pedagógicas

 Obra Social  
Fundación "la Caixa"



# INDICE

<b>INTRODUCTION</b> .....	<b>5</b>
<b>CONTENTS</b> .....	<b>7</b>
<b>1 ORIGIN OF A VILLAGE</b> .....	<b>9</b>
1.1 ORIGIN OF A VILLAGE (3 <sup>rd</sup> Cycle) .....	11
<b>2 MY NAME AND ITS LETTERS</b> .....	<b>15</b>
2.1 MY NAME AND ITS LETTERS. (1 <sup>st</sup> 2 <sup>nd</sup> Cycles) .....	17
<b>3 MY HOUSE</b> .....	<b>19</b>
3.1 MY HOUSE (1 <sup>st</sup> Cycle.) .....	21
3.2 MY HOUSE (2 <sup>nd</sup> Cycle) .....	23
3.3 MY HOUSE (3 <sup>rd</sup> Cycle) .....	24
<b>4 MY STREET</b> .....	<b>33</b>
4.1 MY STREET (1 <sup>st</sup> Cycle) .....	35
4.2 MY STREET (2 <sup>nd</sup> Cycle) .....	36
4.3 MY STREET (3 <sup>rd</sup> Cycle) .....	40
<b>5 MEANS OF COMMUNICATION</b> .....	<b>49</b>
5.1 MEANS OF COMMUNICATION .....	51
<b>6 MY FAMILY</b> .....	<b>53</b>
6.1 MY FAMILY .....	55
6.2 YOU AND YOUR FAMILY (3 <sup>rd</sup> Cycle) .....	56
<b>7 JOBS / PROFESSIONS</b> .....	<b>59</b>
7.1 JOBS / PROFESSIONS .....	61
<b>8 PUBLIC AND PRIVATE SERVICES</b> .....	<b>67</b>
8.1 PUBLIC AND PRIVATE SERVICES .....	69
<b>9 HOUSEHOLD CHORES.</b> .....	<b>73</b>
9.1 HOUSEHOLD CHORES .....	75
<b>10 PLANTS</b> .....	<b>77</b>
10.1 PLANTS .....	79
<b>11 FLOWERS</b> .....	<b>83</b>
11.1 FLOWERS .....	85
<b>12 FARMING AND FARM ANIMALS</b> .....	<b>89</b>
12.1 FARMING AND FARM ANIMALS .....	91
<b>13 FARM ANIMALS</b> .....	<b>97</b>
13.1 FARM ANIMALS .....	99
<b>14 GEOGRAPHY OF OGIJARES</b> .....	<b>103</b>
14.1 GEOGRAPHY OF OGIJARES .....	105
<b>15 THE WEATHER</b> .....	<b>111</b>
15.1 THE WEATHER .....	113



# INTRODUCTION

---

Este cuaderno de trabajo supone el punto de partida para seguir profundizando en el estudio de la localidad desde el Área de Inglés y pretende contribuir, también, al desarrollo de actitudes de respeto y comprensión hacia el entorno físico y social de Ogíjares, sus costumbres y su cultura.

P. R .L. (Ogíjares 2009)



# CONTENTS

---

## 1- Origin of a village.

. Dates and names.

## 2- My name and its letters.

## 3- My house.

.Class survey: Where do we live?

.My house and its shapes.

-Building materials.

-My house is made of ...

## 4- My street.

.Vehicles

.Vehicles in our streets.

. Parks and plants in the town.

. Let's recycle.

## 5- Means of communication.

.Interpersonal communication.

.Mass Media.

## 6- My family.

.My family tree.

.You and your family.

. Phases of the life.

7- Jobs/Professions.

. Professions in my family.

8- Public and Private services.

. Where do these people work?

. Who does it?

9- Household chores.

. Who does the household chores at home?

10- Plants.

. Parts of a plant.

. Bushes, Trees and Herbs.

. Words file.

11- Flowers.

. Parts of a flower.

. Flowers that grow around us.

12- Farming.

. Vegetables.

. Fruit

13- Farm animals.

14- Geography of Ogijares.

. Location.

. Monuments.

. Folklore.

15- The weather in Ogijares.

. Monthly register.



## ***1 ORIGIN OF A VILLAGE***

---



## **1.1 ORIGIN OF A VILLAGE (3<sup>rd</sup> Cycle )**

---

Latin : Hortum Sacrum.

Mozarabic: Summer Residence.

Nowadays: Holy Orchard.

-Read these dates and match:

1527	-seventeen forty two.
1600	-fifteen twenty seven.
1742	-seventeen seventy eight.
1771	-seventeen seventy one.
1773	-seventeen seventy three
1778	-sixteen hundred


-Look at the **Map from 18 th. century.**

Write HIGH PLACE and LOW PLACE on it.

Where NORTH, SOUTH, EAST and WEST is ?.

Point them on the map.

Map from 18<sup>th</sup> century.



-Cut out and afterward match.

<b>1527</b>	<b>UJIXAR</b>	<b>SEVENTEEN FORTY TWO</b>
<b>1600</b>	<b>OXIXAS</b>	<b>FIFTEEN TWENTY SEVEN</b>
<b>1742</b>	<b>OXIGARES</b>	<b>SEVENTEEN SEVENTY EIGHT</b>
<b>1771</b>	<b>UXIXAR DE LA VEGA</b>	<b>SEVENTEEN SEVENTY ONE</b>
<b>1773</b>	<b>OJIXAXES</b>	<b>SEVENTEEN SEVENTY THREE</b>
<b>1778</b>	<b>UGIJARS DE LA VEGA</b>	<b>SIXTEEN HUNDRED</b>
	<b>OXIXARES</b>	
	<b>OJIJARS</b>	
	<b>OJIXAXES</b>	



## **2 MY NAME AND ITS LETTERS**

---





## 2.1 MY NAME AND ITS LETTERS. (1<sup>st</sup> 2<sup>nd</sup> Cycles )

---

-What is your name? My name is

- My name has \_\_\_\_\_ letters.


-My mum 's name is\_\_\_\_\_.It has\_\_\_\_\_ letters.

-My dad's name is\_\_\_\_\_.It has\_\_\_\_\_ letters.

-My town is\_\_\_\_\_.It has\_\_\_\_\_ letters.

-In English, Ogíjares means “**Holy Orchard**” (**Huerto sagrado**)

-Draw a picture.





### ***3 MY HOUSE***





### 3.1 MY HOUSE ( 1<sup>st</sup> Cycle.)

---

-Look at this house, listen and learn:



Bedroom



Kitchen



Bathroom



Living-room



Dining-room



Garden

-Listen to your teacher and point.

-Where do you live?...



Flat



House

-I live in a \_\_\_\_\_

-Draw your house and label.

-Hang it on the noticeboard.

-Exercises on line: **The yellow pencil. Inglés facilito. Vocabulario. La casa.**

**Class survey. WHERE DO WE LIVE?.**

I live in a .....

	HOUSE	FLAT
1		
2		
3		
4		
5		
6		
7		
8		
9		
10		
11		
12		
13		
14		
15		
16		
17		
18		
19		
20		
21		
22		
23		
24		
25		
26		
27		

-Write about the class survey

\_\_\_\_\_ children live in a \_\_\_\_\_ and \_\_\_\_\_

\_\_\_\_\_ children live in a \_\_\_\_\_.

### 3.2 MY HOUSE (2<sup>nd</sup> Cycle)

---

-Listen and learn.



Fireplace



Gate



Fence



Pool

-Draw your house and write about it.(Use **there is** and **there are**)

Hello!.My name's \_\_\_\_\_ .I'm \_\_\_\_\_ .I live in a \_\_\_\_\_ .My \_\_\_\_\_

is \_\_\_\_\_ .In my house \_\_\_\_\_

---

---

-Exercises on line. **The yellow pencil. Inglés facilito. Vocabulario. La casa. Las cosas de la casa.**

### 3.3 MY HOUSE (3<sup>rd</sup> Cycle)

---

-Listen and learn this new vocabulary



Front door



Stairs



Garage



Roof



Balcony

-Write about your house. Use **there is** and **there are**.

In my house there is... \_\_\_\_\_

\_\_\_\_\_

\_\_\_\_\_

\_\_\_\_\_

\_\_\_\_\_

-Here are some places where we live:



Detached



Semi-detached



Terraced houses



Block of flats

-Where do you live? I live in a \_\_\_\_\_



-Answer these questions about your house.

1-How many rooms are there in your house? \_\_\_\_\_

2-Is your house big or small? \_\_\_\_\_


3-Has it got a garden and a swimming-pool? \_\_\_\_\_

4-Do you like your bedroom? \_\_\_\_\_

5- Do you have a computer in your bedroom? \_\_\_\_\_

6-What's your address? \_\_\_\_\_

-Draw your house and label.



-Exercises **On line. Fun house to visit. Housing type** Inside a typical Virtual house  
-**Learning English. The house.**

**The houses where we live are in a...**

	Street	Square	Pedestrian street	Housing estate	Country
1					
2					
3					
4					
5					
6					
7					
8					
9					
10					
11					
12					
13					
14					
15					
16					
17					
18					
19					
20					
21					
22					
23					
24					
25					
26					
27					

-Write about the class survey


---

---

---

My house and its **SHAPES**.


-Look and learn.



Square



Rectangle



Triangle



Circle

-Now draw your house. Use these shapes and label.



-Write.

In my house there are \_\_\_\_\_ squares, \_\_\_\_\_

\_\_\_\_\_


\_\_\_\_\_

-Answ :

Are there any other different shapes?\_\_\_\_\_

What are their names?\_\_\_\_\_

-Draw them.



**Online: [www.primarygames.com](http://www.primarygames.com) (Shapes)  
Let's play with the shapes. Jcllc**

Class Surrency. **OUR HOUSES AND THEIR SHAPES.**

-How many \_\_\_\_\_ are there?

	RECTANGLE	TRIANGLE	SQUARE	CIRCLE	OTHER
1					
2					
3					
4					
5					
5					
6					
7					
8					
9					
10					
11					
12					
13					
14					
15					
16					
17					
18					
19					
20					
21					
22					
23					
24					
25					
26					


\_\_\_\_\_

-There are... \_\_\_\_\_

\_\_\_\_\_

## BUILDING MATERIALS.

-Learn this vocabulary.



1 Bricks



2 Wood



3 Glazed tiles



4 Concrete



5 Sand



6 Plaster



7 Marble



8 Cement



9 Stone



10 Glass



11 Iron




12 Aluminium



13 Polyurethane



14 Floor tiles



15. Roof tiles

-Listen to your teacher and say.

**MY HOUSE IS MADE OF...**


---

---

---

---

-Draw a house and label the building materials.







## **4 MY STREET**

---



## 4.1 MY STREET ( 1<sup>st</sup> Cycle )

-Learn this vocabulary:



1. Street



2. School



3. Clothes shop



4. Toy shop



5. Shoe shop



6 Supermarket



7. Sports centre



8. Church

-Listen to your teacher and point.

-Read and write

Where do you live? I live at \_\_\_\_\_, \_\_\_\_\_ street.

There are \_\_\_\_\_ numbers in my street

My friend \_\_\_\_\_ lives at \_\_\_\_\_, \_\_\_\_\_ street.

- Look at the pictures and write.

In my street there is ... \_\_\_\_\_

-Look at the map of your town. Where is your house? Draw an arrow.

## 4.2 MY STREET (2<sup>nd</sup> Cycle )


-Look and learn.



Library



Hotel



Restaurant



Bank




Chemist's




Bookshop

-Listen and point.


-Look and answer. Use **turn left** ,**turn right** ,**go straight on** , **opposite** and **next to**.



HOTEL



PARK




RESTAURANT

BANK



LIBRARY




SCHOOL



CHEMIST



You are  
here



1-Where is the school?

Turn right. The school is opposite the park.

2-Where is the hotel?

---

3-Where is the restaurant?

---

4-Where is the chemist?

---

5-Where is the library?

---

-Now you .Draw a street and ask some questions to your classmate.

Where is the.....? It is.....

**Online:** “The yellow pencil. Inglés facilito”.Vocabulario .La calle.

**Look and answer.**

A                      B                      C                      D                      E                      F                      G

1							
2		Church			School		
3	Shoe shop					Hotel	
4				Library			
5			Bank			Park	
6		Book-Shop					
7				Restau- rant			Chemist's

-Answer

1-Where is the school? (2-E)

2-Where is the bank?

3-Where is the church?

4-Where is the hotel?

5-Where is the library?

6-Where is the restaurant?

7-Where is the chemist's?

8-Where is the park?

9-Where is.....

-Now, you can play with your classmate. Use the next worksheet.

-Write these words:

Church, School, Shoe shop, Hotel, Library, Bank, Park, Bookshop, Restaurant,  
Chemist's, Sports Centre.

	A	B	C	D	E	F	G
1							
2							
3							
4							
5							
6							
7							

-Ask questions like this:

Where is the \_\_\_\_\_? (number-letter)

### 4.3 MY STREET (3<sup>rd</sup> Cycle)

-Learn this vocabulary:



1. Alley



2. Pavement



3. Crosswalk



4. Traffic lights



5. Street lights



6. Litter bin



7. Bench



8. Post-box



9. Roundabout



10. Square



11 Traffic signs



12. Bus Stop

-Listen to your teacher and point.

Online: **The yellow pencil. You Tube. The village. The city. The house.**



**-Now answer these questions about you and the street where you live.**

1-What street and number do you live in? \_\_\_\_\_

2-How many houses are there in this street? \_\_\_\_\_

3-Do you know your next door neighbours? \_\_\_\_\_

4-Who are they? \_\_\_\_\_

5-Is your street long or short? \_\_\_\_\_


6-Is it clean or dirty? \_\_\_\_\_

7-Is there any “street furniture”? \_\_\_\_\_

Write the names \_\_\_\_\_

\_\_\_\_\_

**-Draw the street where you live.**



**Online: The yellow pencil. You Tube. The town.**

## VEHICLES.

-Learn this vocabulary.



1. Car



2. Truck



3. Bus



4. Bicycle



5. Taxi



6. Motorbike



7. Van



8. Train



9. Farm tractor



10. Wheelbarrow



11 Horse-drawn cart



12. Roller skates



13. Rollerblades



14. Skateboard

-Listen to your teacher and point.

## VEHICLES IN OUR STREETS.

Motor vehicles

---

---

---

---

---

---

---

---

Other vehicles

---

---

---

---


---

---

---

---

-Draw a vehicle you have in your house.



This is a \_\_\_\_\_.

**Online:** J.Click. English topics. Transports.

**Class survey. VEHICLES IN OUR HOUSES.**

C    B    V    T    B  
 A    I    A    A    U  
 R    K    N    X    S  
       E           I

1													
2													
3													
4													
5													
6													
7													
8													
9													
10													
11													
12													
13													
14													
15													
16													
17													
18													
19													
20													
21													
22													
23													
24													
25													
26													
27													

- How many vehicles are there?

There are \_\_\_\_\_ cars, \_\_\_\_\_ trucks, \_\_\_\_\_ bikes, \_\_\_\_\_

---



---

# PARKS AND PLANTS IN OUR TOWN.

-Learn this vocabulary.



1. Tree



2. Bushes



3. Park



4. Plants



5. Garden



6. Countryside



7. Town Square  
with plants  
and flowers

-Listen to your teacher and point.

-In our town there are.....

-We need more.....

Trees

Bushes

Plants

Parks

Gardens

Countryside

Town squares with plants and flowers

---

---

---

---

---

# LET'S RECYCLE



Glass bottles



Paper and cardboard



Plastic bottles



Batteries

-Answer these questions:

Are there any of these **recycling banks** in your street? \_\_\_\_\_

What colour is it / are they? \_\_\_\_\_

What do you throw away? \_\_\_\_\_

Where do you put them? \_\_\_\_\_

Is your street clean or dirty? \_\_\_\_\_

Do you keep your street clean? \_\_\_\_\_

What do you do to be green? \_\_\_\_\_

I recycle.....

I reuse.....

---

---

---

---

---

---

---

---

---

---

-Put three items in each bank.



---

---

---



---

---

---



---

---

---





## ***5 MEANS OF COMMUNICATION***

---



## 5.1 MEANS OF COMMUNICATION

---

### 5. Interpersonal communication. (Person to person and point to point communication)

Include:



1.Telephone



2.Mobile



3.Letter



4.Telegram



5.Fax



6.Internet (Chat ,E-mail, Video-sharing, Messenger...)

### Mass Media. (Designed to reach a very large audience).

Include:



1.Radio



2.Newspapers



3.Magazines




4.Advertising



5.Television



6.Cinema



7.Books



8.Theatre



9.Internet

-Think and write:

At home we have ..... \_\_\_\_\_

\_\_\_\_\_

\_\_\_\_\_

\_\_\_\_\_

Do you go to the cinema or to the theatre? \_\_\_\_\_

How often? \_\_\_\_\_

Is there any cinema or theatre in your town? \_\_\_\_\_

Write the names of some newspapers you know. \_\_\_\_\_

\_\_\_\_\_

Do you know the name of any local newspaper? \_\_\_\_\_

\_\_\_\_\_

Do you listen to the radio? \_\_\_\_\_ And the local radio? \_\_\_\_\_

Do you read magazines? \_\_\_\_\_ And books? \_\_\_\_\_

How many books do you read a month? \_\_\_\_\_


Do your parents read books every day? \_\_\_\_\_

Do you play computer games? \_\_\_\_\_ How many hours a day? \_\_\_\_\_

Do you use the computer to do homework? \_\_\_\_\_

Do you have a mobile phone? \_\_\_\_\_

## **6 MY FAMILY**

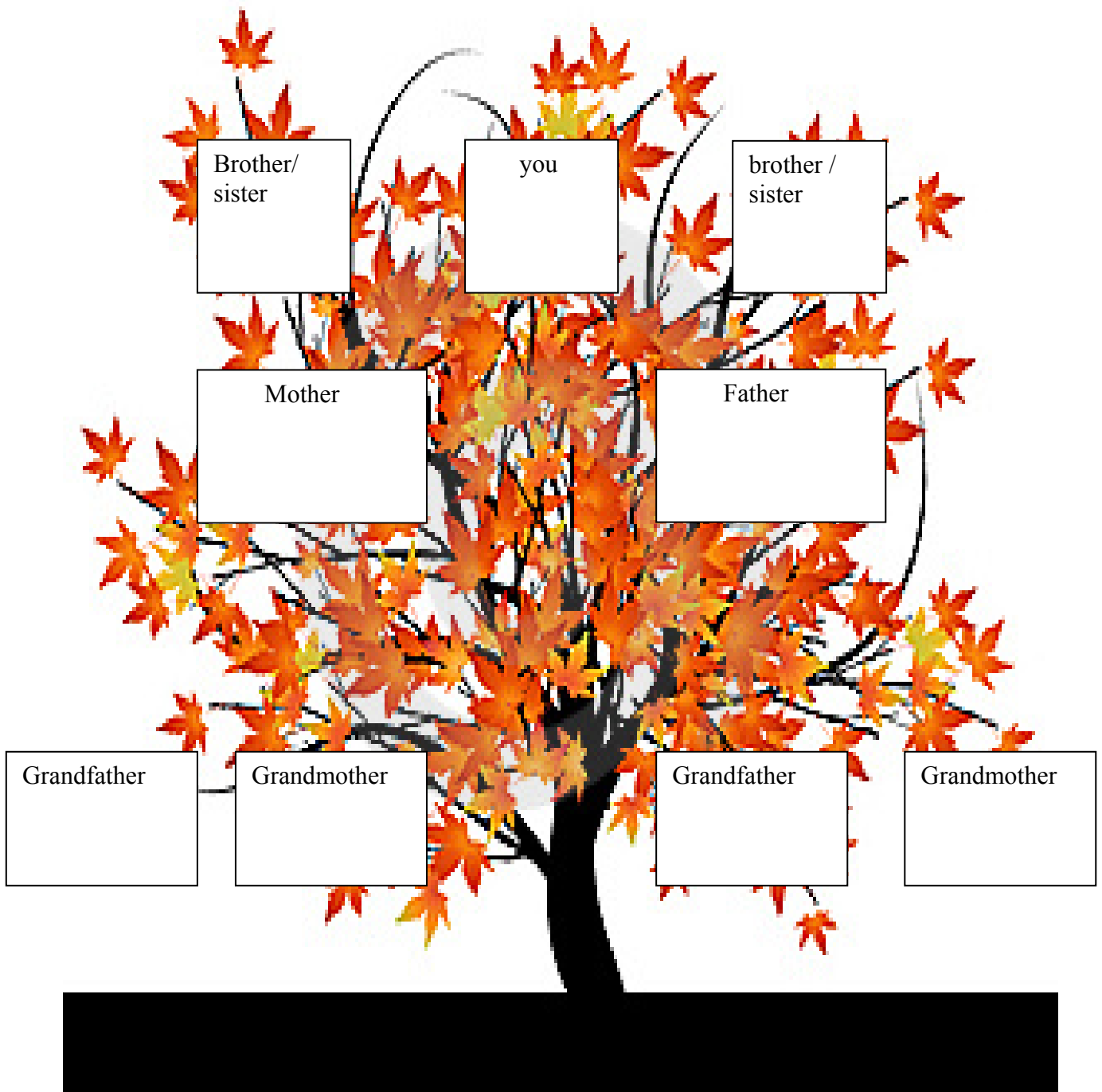




## 6.1 MY FAMILY

---

### MY FAMILY TREE



## 6.2 YOU AND YOUR FAMILY (3<sup>rd</sup> Cycle)

---

-Write about you and your family:

My full name is: \_\_\_\_\_

My birthdate is: \_\_\_\_\_

My birthplace: \_\_\_\_\_

My mother 's full name is: \_\_\_\_\_

My father 's full name is: \_\_\_\_\_

My mother 's husband is my \_\_\_\_\_

My father 's wife is my \_\_\_\_\_

My mother 's sister is my \_\_\_\_\_

My mother 's brother is my \_\_\_\_\_

My uncles' children are my \_\_\_\_\_

My mother 's parents are my \_\_\_\_\_

My mother 's grandparents are my \_\_\_\_\_

\_\_\_\_\_

\_\_\_\_\_

\_\_\_\_\_

**Online** : J.click. Family.



## PHASES OF LIFE.



1. Newborn (baby)



2. Childhood (child)



3. Youth (young)



4. Adulthood (adult)



5. Old age (elderly man/woman)

-Listen to your teacher and point.

-Read and match.

Teenager

Young man

Baby

Old man

Child

Newborn

Childhood

Youth

Adulthood

Old age

-Think about your family and write:

The name of an adult \_\_\_\_\_

The name of a young man \_\_\_\_\_

The name of an old woman \_\_\_\_\_

The name of a child \_\_\_\_\_



## **7 JOBS / PROFESSIONS**

---



## 7.1 JOBS / PROFESSIONS

---

-Learn this vocabulary.



1. Doctor



2. Nurse



3. Plumber



4. Carpenter



5. Builder



6. Hairdresser



7. Mechanic



8. Lawyer



9. Policeman



10. Fireman



11. Dustman



12. Architect



13. Secretary



14. Driver



15. Shop assistant



16. Farmer



17. Businessman



18. Housewife



19. Maid





20. Cook



21 House painter

Do you know any more...? Draw them underneath.



-Listen to your teacher and say the number.

-Now play with your classmate .Use these questions.

Which number is the cook? Number 20

Who is number 8? The lawyer

### Professions in MY FAMILY.

My **mother** is a \_\_\_\_\_. She works in \_\_\_\_\_.

-Class survey.

#### Professions

	1	2	3	4	5	6	7	8	9	10	11	12	13	14	15	16	17	18	19	20	21	22
1																						
2																						
3																						
4																						
5																						
6																						
7																						
8																						
9																						
10																						
11																						
12																						
13																						
14																						
15																						
16																						
17																						
18																						
19																						
20																						
21																						
22																						
23																						
24																						
25																						
26																						

In the class \_\_\_\_\_ mothers are \_\_\_\_\_

---

---

---

My **father** is a \_\_\_\_\_ . He works in \_\_\_\_\_ .

-Class survey.

**Professions**


	1	2	3	4	5	6	7	8	9	10	11	12	13	14	15	16	17	18	19	20	21	22
1																						
2																						
3																						
4																						
5																						
6																						
7																						
8																						
9																						
10																						
11																						
12																						
13																						
14																						
15																						
16																						
17																						
18																						
19																						
20																						
21																						
22																						
23																						
24																						
25																						
26																						

In the class \_\_\_\_\_ fathers are \_\_\_\_\_

\_\_\_\_\_

\_\_\_\_\_






(glue or draw a picture)


-My grandma \_\_\_\_\_ was a \_\_\_\_\_.

She worked in \_\_\_\_\_.




-My grandma \_\_\_\_\_ was a \_\_\_\_\_.

She worked in \_\_\_\_\_.



-My granddad \_\_\_\_\_ was a \_\_\_\_\_.

He worked in \_\_\_\_\_.



-My granddad \_\_\_\_\_ was a \_\_\_\_\_.

He worked in \_\_\_\_\_.



## **8 PUBLIC AND PRIVATE SERVICES**





## 8.1 PUBLIC AND PRIVATE SERVICES

---

### Public services.

-Listen and learn this vocabulary.



1. Town Hall



2. Local Police



3. Post Office



4. Health Centre



5. Public Library



6. Sports Centre



7. Nursery



8. School

-Listen to your teacher and point.

## Private services.

-Listen and learn this vocabulary.



1. Restaurant



2. Hotel



3. Supermarket



4. Florist 's



5. Hairdresser 's



6. Fishmonger 's



7. Bakery



8. Greengrocer 's

-Listen and point.

## Where do these people work?

### The public sector

- Mayor He works \_\_\_\_\_
- Sports coach He works \_\_\_\_\_
- Teacher He works \_\_\_\_\_
- Postman He works \_\_\_\_\_
- Nurse He works \_\_\_\_\_
- Librarian He \_\_\_\_\_
- \_Town councilman. He \_\_\_\_\_
- Doctor He \_\_\_\_\_
- Head teacher He \_\_\_\_\_
- Policeman \_\_\_\_\_
- Child minder \_\_\_\_\_

### The private sector

- Waiter He \_\_\_\_\_
- Shop assistant He \_\_\_\_\_
- Florist \_\_\_\_\_
- Hairdresser \_\_\_\_\_
- Fishmonger \_\_\_\_\_
- Receptionist \_\_\_\_\_
- Baker \_\_\_\_\_
- Hotel cleaner \_\_\_\_\_
- Greengrocer \_\_\_\_\_
- Cashier \_\_\_\_\_

**-Who does it? Match the job with the service it provides.**

1-Hairdresser.

-Keeps everything clean.

2-Cleaner

-Prescribes medicine.

3-Shop assistant

-Directs the traffic.

4-Librarian

-Repairs cars.

5-Doctor

-Lends books.

6-Mechanic

-Sells products in a shop.

7-Policeman

-Cuts hair.


-Write the name of a job you like .Draw a picture and explain what the job is about.

---

---

---

---





**9 HOUSEHOLD CHORES.**





## 9.1 HOUSEHOLD CHORES.

---

-Learn this vocabulary.

1



To make the beds

2



To wash the dishes

3



To cook

4



To iron

5



To look after the..

6



To help with homework

7



To take children to the clinic .

8



To do the housework

9



To pick the children up

10



To go shopping.

11



To turn the washing machine on.

12



To take the dog for a walk.

-Now listen to your teacher and answer:

## WHO DOES THE HOUSEHOLD CHORES AT HOME.?

	MUM	DAD	BOTH	GIRL helps	BOY helps
1					
2					
3					
4					
5					
6					
7					
8					
9					
10					
11					
12					
13					

**Chores**

-Class survey.

	MUMS	DADS	BOTH	GIRLS help	BOYS help
1					
2					
3					
4					
5					
6					
7					
8					
9					
10					
11					
12					
13					

**Chores**

-Finally...

Mums \_\_\_\_\_

Dads \_\_\_\_\_

Girls \_\_\_\_\_

Boys \_\_\_\_\_

***10 PLANTS***






## 10.1 PLANTS


---

Plants are living things which are born, grow reproduce and die.


-Draw:




Plants are born.



Plants grow.



Plants reproduce.



Plants die.

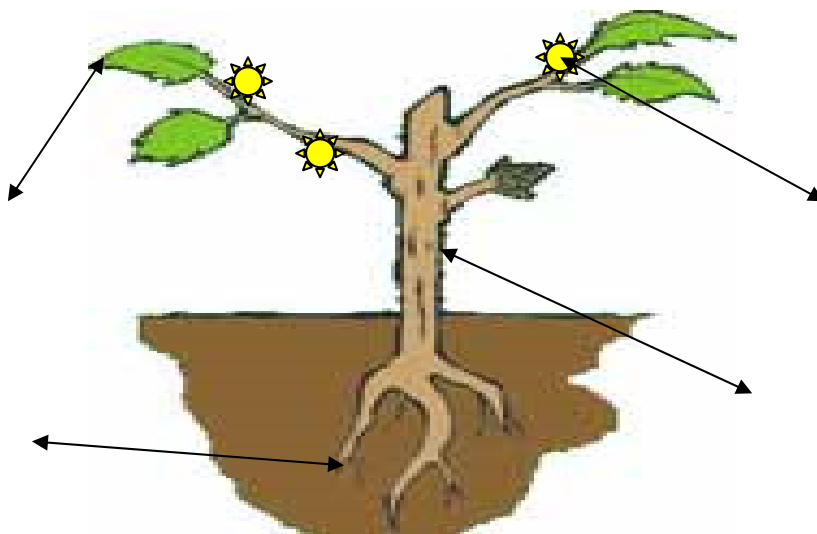
-Look at this plant and label.

the root

the stem

the leaves

the flowers



**-Complete with the name of the parts of a plant.**

The \_\_\_\_\_ absorbs the water and the substances that the plant needs.

The \_\_\_\_\_ joins the root to the leaves.

Plants process their food in the \_\_\_\_\_ .

The seeds are inside the \_\_\_\_\_ .

-Plants can be:

**Bushes**



**Trees**



**Herbs**



**-Match each type of plant with the description of its stem.**

Tree

Thin and flexible

Bush

Trunk

Herb

Thick and hard

-Make your own words file with the names and pictures of bushes, trees and herbs that grow around us.



**Words file (Trees, Bushes and Herbs).**

**TREES:**

**BUSHES:**

**HERBS:**



## ***11 FLOWERS***

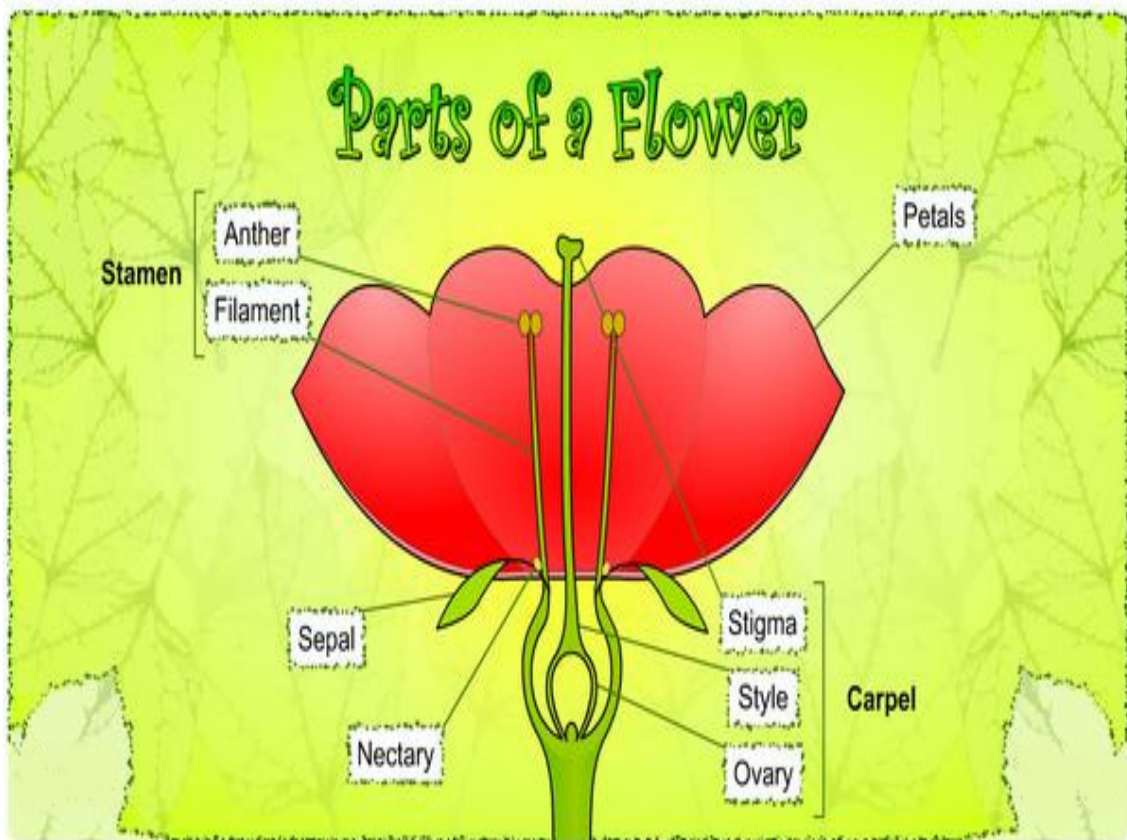




## 11.1 FLOWERS

---

-Look at this flower and learn its parts.









-Some plants have **flowers**. Flowers usually have colourful leaves that we call **petals**.







Some flowers become **fruits**. The fruits contain **seeds**.

-Draw a picture about these sentences.



-Write the names of some **flowers** that grow around us, and draw them.









## ***12 FARMING AND FARM ANIMALS***





## 12.1 FARMING AND FARM ANIMALS.

---

### FARMING.

Vegetables that grow in our countryside.



1.Carrots



2.Artichoke



3.Lettuce



4.Tomatoes



5.Peppers



6.Cucumber



7.Onions



8.Garlics



9.Bans



10.Asparragus



11.Potatoes



12.Swiss chard

-Think and Write:

When do they grow?

**In Spring:** \_\_\_\_\_

**In Summer:** \_\_\_\_\_

**In Autumn:** \_\_\_\_\_

**In Winter:** \_\_\_\_\_

**-Find nine names of vegetables in this word search.**

G	D	O	E	A	Ñ	E	M	L	A
S	P	H	H	P	E	P	P	E	R
B	P	Z	B	C	U	H	Ñ	T	T
E	O	L	F	J	E	K	A	T	I
A	S	P	A	R	R	A	G	U	C
N	O	I	N	O	A	W	A	C	H
C	U	C	U	M	B	E	R	H	O
N	D	O	W	R	U	X	L	E	K
N	V	B	X	Z	J	S	I	E	E
I	E	T	O	R	R	A	C	O	A

- 1 \_\_\_\_\_ 2 \_\_\_\_\_ 3 \_\_\_\_\_  
 4 \_\_\_\_\_ 5 \_\_\_\_\_ 6 \_\_\_\_\_  
 7 \_\_\_\_\_ 8 \_\_\_\_\_ 9 \_\_\_\_\_

**-Complete the vegetable names with vowels:**

- P \_ T \_ T \_                      T \_ M \_ T \_                      \_ RT \_ CH \_ K \_  
 B \_ \_ N                              \_ SP \_ RR \_ G \_                      \_ N \_ \_ N  
 G \_ RL \_ C                              C \_ C \_ MB \_ R                      SW \_ SS CH \_ RD  
 P \_ PP \_ R                              C \_ RR \_ T                              L \_ TT \_ CH \_

## Fruits that grow in our countryside



1.Figs



2.Lemons



3.Oranges



4.Cherries



5.Plums



6.Pears



7.Apples



8.Grapes



9.Walnuts



10.Pomegranates



11.Almonds



12.Medlars



13.Apricots



14.Quinces



15.Khakis



16.Melon

-Online: Food. J.Clic.

**When do these fruits grow? Write.**

**In Spring** \_\_\_\_\_

\_\_\_\_\_

**In Summer** \_\_\_\_\_

\_\_\_\_\_

**In Autumn** \_\_\_\_\_

\_\_\_\_\_

**In Winter** \_\_\_\_\_

\_\_\_\_\_

-Fruits can be **nuts** or **fleshy**.

The seed of nuts is covered by a hard shell.

The seed of fleshy is covered by the soft part of the fruit.

-Complete:

A walnut is a \_\_\_\_\_

A plum is a \_\_\_\_\_

A peanut is a \_\_\_\_\_

A melon is a \_\_\_\_\_

Draw half a pear with its seeds.



Draw half a walnut with its seeds.



**-Find nine names of fruits in this word search.**

P	A	Q	U	I	N	C	E	A	S
E	C	B	M	N	G	H	H	S	L
A	A	G	R	A	P	E	Q	R	P
R	A	O	P	S	F	R	H	J	M
K	L	P	L	M	V	R	C	Z	E
A	S	F	R	E	E	Y	R	C	D
F	G	I	H	I	M	J	K	K	L
S	D	G	A	G	C	O	N	M	A
S	U	I	F	E	O	O	N	O	R
P	L	U	M	M	A	D	T	T	W

1. \_\_\_\_\_ 2. \_\_\_\_\_ 3. \_\_\_\_\_  
4. \_\_\_\_\_ 5. \_\_\_\_\_ 6. \_\_\_\_\_  
7. \_\_\_\_\_ 8. \_\_\_\_\_ 9. \_\_\_\_\_

**-Which fruits grow in your vegetable garden or vegetable patch? Write them.**

---

---

---

---

---

---

---

**Look for information about another kinds of plants and trees that grow in the countryside, next to your town.**

---

---

---

---

---

-Draw pictures of them.



## ***13 FARM ANIMALS***

---



## 13.1 ARM ANIMALS

---

-Learn this vocabulary.

1.Mule



2.Cow



3.Horse



4-Goat



5.Sheep



6.Pig



7.Hen




8.Cockerel



9.Turkey



10. Pigeon



11.Rabbit



12.Duck



-Listen to your teacher and point.

-These are **vertebrate** animals because they have got **bones**. Some of them are **mammals**: they are born from their mothers and they drink their mother 's milk after they are born; their body is covered with **fur**.

Others of these farm animals are **birds** .They are born from eggs . Their body is covered with **feathers**.

-Match the animal with **fur** or **feathers**

	Fur	Feathers
Rabbit		
Pigeon		
Duck		
Goat		
Turkey		
Mule		
Cockerel		
Horse		

-Write if they have **beak** or **mouth**.

	Beak	Mouth
Cockerel		
Cow		
Horse		
Duck		
Goat		
Pigeon		

-Match the animal to its **usual food**.

- |        |                        |
|--------|------------------------|
| Horse  | All kinds of food.     |
| Sheep  | Straw and hay.         |
| Rabbit | Grass .                |
| Hen    | Wheat and corn grains. |
| Pig    | Vegetables .           |

**- What can they do? Tick the right box.**

	Jumps	Walks	Flies	Swims	Runs
Horse					
Pig					
Pigeon					
Goat					
Hen					
Turkey					
Duck					

**-Write:**

A horse can \_\_\_\_\_

A pig can \_\_\_\_\_

A pigeon can \_\_\_\_\_

A \_\_\_\_\_

\_\_\_\_\_

\_\_\_\_\_

\_\_\_\_\_

\_\_\_\_\_

**-Which of these animals does your family have?**

**Class survey**

1												
2												
3												
4												
5												
6												
7												
8												
9												
10												
11												
12												
13												
14												
15												
16												
17												
18												
19												
20												
21												
22												
23												
24												
25												
26												
27												

m c h g s p h c t p r  
u o o o h I e n c u l a  
l w s a e g n c r g b  
e e t e p e k k e o b  
r e y n t  
e l

**Finally:** There are \_\_\_\_\_  
\_\_\_\_\_  
\_\_\_\_\_

**Online:** <http://www.magickeys.com/books>

## ***14 GEOGRAPHY OF OGIJARES.***

---





## **14.1 GEOGRAPHY OF OGIJARES.**

---

-Look for the meaning of this vocabulary.

Country:

Province:

Municipality:

Population:

Inhabitant:

Plain:

Elevation:

Density:

Level:

Monuments:

Architecture:

To build:

Style:

Place

Festivity:

Fair:

\_\_\_\_\_

\_\_\_\_\_

\_\_\_\_\_

\_\_\_\_\_

**-Complete the information about your town. (3<sup>rd</sup> Cycle)**



Seal

## Ogíjares, Spain



Location of Ogíjares

Country:

Province:

Municipality:

Area

Elevation

**Population**

Density

**-Read and complete. Look for information.**

Ogijares is a municipality located in the central-southern part of the province of \_\_\_\_\_, in Spain.

The town has a population of \_\_\_\_\_ inhabitants.

Ogijares is located in the center of a fertile plain, watered by irrigation from the Monachil and \_\_\_\_\_ rivers.

It is less than \_\_\_\_\_ kilometres from the capital city of Granada.

The municipality has a total extension of \_\_\_\_\_ square kilometres.

It is \_\_\_\_\_ metres above sea level.

This town is near other main tourist places such as \_\_\_\_\_,

\_\_\_\_\_

\_\_\_\_\_

\_\_\_\_\_

**-Make a drawing about one of these places.**



## **Monuments.**

Virgen de la Cabeza Church: The structure of this church was built in the 16 th century (1510-15539,in a Mudejar style.It´ s located in a part of town known as High Place.

Santa Ana Church is located in Low Place. It was built in the 16 th century too, in the same style.

Both of them are considered places of cultural interest.




**Nuestra Señora de la Cabeza Church ( High Place)**



**Santa Ana church (Low Place)**

**-Draw these churches using the different shapes they show.**



**Folklore.**

Villages and towns have **festivals** to celebrate their **Patron Saint's day**.

-Complete:


I live in \_\_\_\_\_.

The Patron Saint is \_\_\_\_\_.

The festival is on the \_\_\_\_\_ of J\_\_\_\_\_.

Santo Cristo de la Expiración, takes place the 1st and 2nd weeks of S\_\_\_\_\_.

-Make a drawing about a festival that takes place where you live.



## ***15 THE WEATHER***

---





## 15.1 THE WEATHER.

---

-What's the weather like? It's \_\_\_\_\_

-Look and learn this vocabulary.




1. It's raining



2. It's windy



3. It's snowing



4. It's sunny



5. It's cloudy



6. It's hot



7. It's cold



8. It's warm



9. It's freezing



10. It's foggy.

## SEASONS.



**SPRING**



**SUMMER**



**AUTUMN**



**WINTER**

## MONTHS OF THE YEAR.

DECEMBER  
JANUARY  
FEBRUARY

Winter months

MARCH  
APRIL  
MAY

Spring months

JUNE  
JULY  
AUGUST

Summer months

SEPTEMBER  
OCTOBER  
NOVEMBER

Autumn months

Exercises **Online:J.clic. The weather.**

# The WEATHER in OGÍJARES

(Monthly register)

Month \_\_\_\_\_ Season \_\_\_\_\_ Year \_\_\_\_\_

Monday	Tuesday	Wednesday	Thursday	Friday	Saturday	Sunday
It's----- .....	It's..... ..... ....					

Finally:

How many \_\_\_\_\_ days? \_\_\_\_\_ days.

How many \_\_\_\_\_ days? \_\_\_\_\_ days.

How many \_\_\_\_\_ days? \_\_\_\_\_ days.

How \_\_\_\_\_.

## THE WEATHER IN OGÍJARES DURING THE SCHOOL YEAR.

%											
100											
95											
90											
85											
80											
75											
70											
65											
60											
55											
50											
45											
40											
35											
30											
25											
20											
15											
10											
5											
Weather	1	2	3	4	5	6	7	8	9	10	

- 1-Rainy days.
- 2-Windy days.
- 3-Snowy days.
- 4-Sunny days.
- 5-Cloudy days.

- 6-Hot days.
- 7-Cold days.
- 8-Warm days.
- 9-Freezy days.
- 10-Foggy days.

-Finally

---



---



---